



**Year 2**  
**Home Learning**  
**W/C 20.04.20**

# Hello Year 2!

\*We hope you and your families continue to be safe and well. We are missing you all!

\*We have put together some more tasks to further support your home learning.

\*Your tasks for this week are on the slides that follow.

\*There are tasks for each day, you can work on these daily tasks in any order.

\*Remember to work neatly and just as hard as you would at school.

\*Aim to use Kinetic Letters, all the time, just as you would in school.

\*We hope you enjoy doing these tasks and that you have another great week.

**Mrs Rhodes & Mr Hudson.**

# PE time with Joe Wicks

- Click on the link below to complete today's PE activity. We will do this every day this week
- You will need some space in your living room or bedroom.
- It's good for your body to get your heart racing but make sure you have a drink of water close by to keep yourself hydrated.
- <https://www.youtube.com/channel/UCAxW1XT0iEJo0TYIRfn6rYQ>

# TT Rock Stars time!

- Complete the next page in your TT Rock Stars booklet.
- Set yourself a timer for 3 minutes and see how many you can get correct in that time.
- If you finish before the 3 minutes is up, remember to write down your finish time.
- Keep a track of your times to see how much you've improved

# Mental Maths

## 10-4-10 - questions

1.  $37 + 5 =$
2.  $80 - 10 =$
3.  $88 - 4 =$
4.  $8 \div 2 =$
5.  $100 - \underline{\quad} = 32$
6.  $54p + 22p =$
7.  $74 - 47 =$
8.  $\frac{1}{2}$  of 6 =
9.  $\frac{1}{4}$  of 12 =
10.  $7 \times \underline{\quad} = 14$

# Mental Maths

## 10-4-10 - answers

1.  $37 + 5 = \underline{42}$

2.  $80 - 10 = \underline{70}$

3.  $88 - 4 = \underline{84}$

4.  $8 \div 2 = \underline{4}$

5.  $100 - \underline{68} = 32$

6.  $54p + 22p = \underline{76p}$

7.  $74 - 47 = \underline{27}$

8.  $\frac{1}{2}$  of 6 = 3

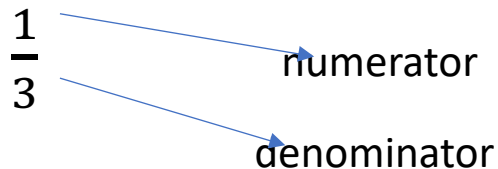
9.  $\frac{1}{4}$  of 12 = 3

10.  $7 \times \underline{2} = 14$

# Maths focus-Fractions

- Before the Easter break your child learnt how to find  $\frac{1}{2}$  and  $\frac{1}{4}$  of a shape or number.
- This week we will be learning how to recognise and find one third  $\frac{1}{3}$ , identify unit and non-unit fractions and recognise fraction equivalents
- Children will continue to use the language of 'whole' and 'equal parts' and understand that one third is equal to **one part out of three equal parts.**
- They will learn to write one third as a fraction and explain what each of the digits represents in the fractional notation.

This week's tasks will use White Rose's Year 2 Home learning tasks (**week 2**) which can be found at <https://whiterosemaths.com/homelearning/year-2/>





# Written Maths- Lesson One- recognise a third $\frac{1}{3}$

- <https://whiterosemaths.com/homelearning/year-2/>
- Use the link above to help your child to learn how to recognise a third– complete week 2- Lesson 1 – Step 6 – Recognise a third
- First watch the video clip and then complete the activities when asked to do so
- We have included a black and white copy of the worksheets for you to print at home if possible. Aim to have these ready before you watch each of the video clips.
- You can keep all your work in the folder we provided.

# Maths questions- recognise a third- print this page if possible

## Recognise a third

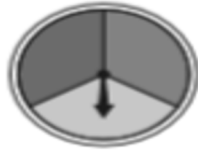
White  
Rose  
Maths

1 Use the words to complete the sentences.

$\frac{1}{3}$

three

third



The spinner is split into \_\_\_\_\_ parts.

Each part is worth a \_\_\_\_\_.

This can be written as




2 Colour  $\frac{1}{3}$  of each shape.



3 Do the shapes have  $\frac{1}{3}$  shaded?

Tick your answer.

a)



Yes

No

b)




Yes

No

How did you work this out? Talk to a partner.



4 Tick the shapes that have  $\frac{1}{3}$  shaded.



# Print this page if possible

5 Ron cuts up some fruit.



banana



apple



melon



a) Has the banana been cut into thirds?  
How do you know?

\_\_\_\_\_

b) Which fruit has been cut into thirds?

\_\_\_\_\_

c) Which fruit has been cut into halves?

\_\_\_\_\_

6 Draw lines to split the cylinder into thirds.



7



$\frac{1}{3}$  is greater than  $\frac{1}{2}$   
because 3 is greater than 2

Is Alex correct? \_\_\_\_\_

Draw a picture to show your answer.

8 Only  $\frac{1}{3}$  of each shape has been drawn.  
Draw the whole shape in the box.



# Now check your answers

## Recognise a third

White  
Rose  
Maths

1 Use the words to complete the sentences.

$\frac{1}{3}$

three

third



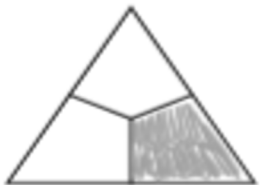
The spinner is split into three parts.

Each part is worth a third.

This can be written as

$\frac{1}{3}$

2 Colour  $\frac{1}{3}$  of each shape.



3 Do the shapes have  $\frac{1}{3}$  shaded?

Tick your answer.



Yes

No




Yes

No

How did you work this out? Talk to a partner.

4 Tick the shapes that have  $\frac{1}{3}$  shaded.



# Check your answers

5 Ron cuts up some fruit.



a) Has the banana been cut into thirds?  
How do you know?

No - the parts aren't equal.

b) Which fruit has been cut into thirds?

apple

c) Which fruit has been cut into halves?

melon

6 Draw lines to split the cylinder into thirds.



7



$\frac{1}{3}$  is greater than  $\frac{1}{2}$   
because 3 is  
greater than 2

Is Alex correct? No

Draw a picture to show your answer.



8 Only  $\frac{1}{3}$  of each shape has been drawn.  
Draw the whole shape in the box.



# English- lesson one

- This week we are going to revise how to use expanded noun phrases to help improve your writing
- Quick revision- What is a noun?
- A noun names a **person, place, idea, thing or feeling**. E.g a bird, the dog, a cave, their surprise
- In front of a noun we often have:  
*a, an, the, this, that, his, her, their, my, your*

# Adjectives

- An adjective is a describing word

- It tells us more about the noun

- A kind dog

- That old man

- The crooked tree

- The sly fox

Adjectives sometimes come next to 'their' nouns but sometimes they do not.

# Expanded Noun Phrases

- A expanded noun phrase adds extra detail to the noun
- The hungry, thirsty dog
- That long, winding path
- A sad and lonely man
- That truly, cunning fox
- This quite, amazing scenery
- A noun phrase can be made by adding one adjective or two



# Grammar challenge: noun and adjectives hunt!

\*Read the extract on the next slide called

“Magpie’s Journey Home”.

\*How many **nouns** can you find?

\*How many **adjectives** can you find?

# Magpie's Journey Home

Slowly, jiggety-hop, the hot, tired Magpie began her long journey home. The bright sun was beaming down on the sandy desert and poor Magpie felt tired before she had even begun! Her legs ached from all her jiggety-hopping and her mouth was dry and sore. However, a few more hops brought her to the banks of a cool dark stream, flowing between smooth rocks and leafy green bushes. Jumping up onto a stone at the water's edge, Magpie took a long drink of the sparkling water and felt much better. 'I wonder what Dog is doing now?' she thought to herself before carrying on. Leaving the river behind, Magpie entered a small wood, in which grew all sorts of beautiful trees and bushes. There were tall gum trees and short pine trees, wide oak trees and slender yellow box trees. On many of the branches sat birds with bright feathers, who called cheery greetings to Magpie as she passed. Beyond the wood and its friendly birds lay a rocky valley. Magpie had to scramble over all sorts of tumbled stones and fallen branches to reach the other side but she pushed on, determined to get back to Dog. Finally, just as she was beginning to run out of energy, Magpie heard a loud bark quite nearby. Looking up she saw Dog, all sandy brown in the sunshine, standing at the edge of the valley. 'This way, Magpie – I'm up here!' called Dog. And with one final jiggety-hop, Magpie was home, and reunited with her kind friend.

# Magpie's Journey Home - answers

Slowly, jiggety-hop, the hot, tired Magpie began her long journey home. The bright sun was beaming down on the sandy desert and poor Magpie felt tired before she had even begun! Her legs ached from all her jiggety-hopping and her mouth was dry and sore.

However, a few more hops brought her to the banks of a cool, dark stream, flowing between smooth rocks and leafy green bushes.

Jumping up onto a stone at the water's edge, Magpie took a long drink of the sparkling water and felt much better. 'I wonder what Dog is doing now?' she thought to herself before carrying on. Leaving the river behind, Magpie entered a small wood, in which grew all sorts of beautiful trees and bushes. There were tall gum trees and short pine trees, wide oak trees and slender, yellow box trees.

On many of the branches sat birds with bright feathers, who called cheery greetings to Magpie as she passed. Beyond the wood and its friendly birds lay a rocky valley. Magpie had to scramble over all sorts of tumbled stones and fallen branches to reach the other side, but she pushed on, determined to get back to Dog. Finally, just as she was beginning to run out of energy, Magpie heard a loud bark quite nearby. Looking up she saw Dog, all sandy brown in the sunshine, standing at the edge of the valley. 'This way, Magpie – I'm up here!' called Dog. And with one final jiggety-hop, Magpie was home, and reunited with her kind friend.

Think about what you have learnt so far about nouns, adjectives and expanded noun phrases.

## Your task

Draw an animal you like.

Describe your animal using nouns and adjectives.

Now use these nouns and adjectives to create your best expanded noun phrases which describe your chosen animal!

## Challenge: Try these extras if you have time

Read the short passage on  
“Dog’s Spellings”.

There are 10 spelling mistakes.

Can you find these and correctly rewrite each of the misspelt words?

# Dog's Spellings- can you find the 10 spelling mistakes and correct them?

Magpie's wing was damaged by the forest fire. She hid in a cave and was very sad. When she was better she sat on Dog's back and the animals raced along together, as if they were flying. Fox came to join the animals in the springtime as he was lonely. But Dog did not trust him because he was sly. When Magpie went off with Fox, Dog was terribly upset. It looked as if Magpie was not coming back at all! However, Fox left Magpie in the desert and she began the long journey back to Dog, her friend.

# Dog's Spellings - answers

## Did you get them all right?

Magpie's wing was damaged by the forest fire. She hid in a cave and was very sad. When she was better she sat on Dog's back and the animals raced along together, as if they were flying. Fox came to join the animals in the springtime as he was lonely. But Dog did not trust him because he was sly. When Magpie went of with Fox, Dog was terribly upset. It looked as if Magpie was not coming back at all! However, Fox left Magpie in the desert and she began the long journey back to Dog, her friend.

# Reading time

- Read your school reading book or another book from home for 20 minutes.
- Enjoy escaping on the new adventures with the different characters.
- Remember to answer any questions you may have at the end of your school reading book.



**Spend some time learning your spellings.**

You could:

- \*Write the word out 5 times.
- \* Use Look, Cover, Write, Check
- \*Get a grown-up/older sibling to test you verbally.
- \*Write each word in fancy letters and colour them in like rainbow words.
- \*Write out each spelling into a sentence.

**Today's words are:**

- ✓ find
- ✓ floor
- ✓ gold
- ✓ grass
- ✓ great